

Competitors subcommittee 2008

1. Please indicate whether or not you are in favor of there being a Women's hot air balloon world championship. (This was passed by the CIA last year and will result in a new event category in the Sporting Code. Your answer here is only for general information and will not change current CIA policy.)			
	Answer in this column if I am male	Answer in this column if I am female	Response Count
Yes	87.5% (21)	12.5% (3)	24
No	94.4% (34)	5.6% (2)	36
Comments			22
	answered question		63
	skipped question		0

2. Would you like there to be CAT 1 TEAM events? ONLY if you choose yes, check Continental/Regional and / or World Championship.			
		Response Percent	Response Count
Yes	<div><div></div></div>	69.0%	40
No	<div><div></div></div>	31.0%	18
Continental/Regional	<div><div></div></div>	58.6%	34
World Championship	<div><div></div></div>	36.2%	21
Comments			23
	answered question		58
	skipped question		5

3. Some pilots believe that turning vents can change a balloon's direction of travel, some do not believe this is possible. In EITHER CASE, do you think that the use of turning vents should be allowed in CAT1 events?			
		Response Percent	Response Count
Yes	<div><div></div></div>	34.9%	22
No	<div><div></div></div>	60.3%	38
I think use of turning vents have NO effect on direction	<div><div></div></div>	38.1%	24
I think use of turning vents DO HAVE an effect on direction	<div><div></div></div>	36.5%	23
This question is not meant to reopen a discussion about whether turning vents have directional effect, but you may comment if you choose. And, if you believe that they can change direction, please explain how you believe this works.			23
answered question			63
skipped question			0

4. What is the best number of competitors to be invited to a World Championship?			
		Response Percent	Response Count
About 60	<div><div></div></div>	4.8%	3
About 75	<div><div></div></div>	15.9%	10
About 100	<div><div></div></div>	65.1%	41
About 125	<div><div></div></div>	7.9%	5
Other	<div><div></div></div>	6.3%	4
If you chose "Other", please explain.			10
answered question			63
skipped question			0

5. If there were a MINIMUM scoring area (only markers in this area would be measured and valid) in the COH (competition Operations Handbook) the radius should be how large?			
		Response Percent	Response Count
50 meters	<div><div></div></div>	9.5%	6
100 meters	<div><div></div></div>	44.4%	28
200 meters	<div><div></div></div>	15.9%	10
No minimum	<div><div></div></div>	30.2%	19
Comments			21
answered question			63
skipped question			0

6. Please rank your FAVORITE 10 tasks in order of preference (The one you like best = 1, least favorite of this group = 10.) Answer on choices. It might be helpful to print your answers to this question for reference in answering the next question.										
	1	2	3	4	5	6	7	8	9	10
PDG (Pilot Declared Goal)	19.6% (10)	11.8% (6)	23.5% (12)	9.8% (5)	3.9% (2)	2.0% (1)	5.9% (3)	7.8% (4)	11.8% (6)	3.9% (2)
JDG (Judge Declared Goal)	31.4% (16)	25.5% (13)	11.8% (6)	5.9% (3)	5.9% (3)	7.8% (4)	5.9% (3)	3.9% (2)	0.0% (0)	2.0% (1)
HWZ (Hesitation Waltz)	10.0% (5)	18.0% (9)	16.0% (8)	12.0% (6)	8.0% (4)	12.0% (6)	10.0% (5)	2.0% (1)	2.0% (1)	10.0% (5)
FIN (Fly In)	20.5% (9)	20.5% (9)	9.1% (4)	15.9% (7)	4.5% (2)	4.5% (2)	9.1% (4)	0.0% (0)	2.3% (1)	13.6% (6)
FON (Fly On)	12.2% (6)	12.2% (6)	14.3% (7)	14.3% (7)	22.4% (11)	6.1% (3)	4.1% (2)	8.2% (4)	6.1% (3)	0.0% (0)
HNH (Hare and Hounds)	4.8% (1)	4.8% (1)	9.5% (2)	4.8% (1)	14.3% (3)	0.0% (0)	9.5% (2)	23.8% (5)	14.3% (3)	14.3% (3)
WSD (Watership Down)	10.5% (2)	0.0% (0)	5.3% (1)	15.8% (3)	0.0% (0)	21.1% (4)	5.3% (1)	10.5% (2)	26.3% (5)	5.3% (1)
GBM (Gordon Bennett Memorial)	2.3% (1)	7.0% (3)	11.6% (5)	18.6% (8)	16.3% (7)	16.3% (7)	9.3% (4)	4.7% (2)	2.3% (1)	11.6% (5)
CRT (Calculated Rate of Approach Task)	0.0% (0)	3.8% (1)	3.8% (1)	3.8% (1)	7.7% (2)	15.4% (4)	19.2% (5)	11.5% (3)	15.4% (4)	19.2% (5)





















RTA (Race to an Area)	0.0% (0)	0.0% (0)	0.0% (0)	12.5% (1)	12.5% (1)	0.0% (0)	12.5% (1)	12.5% (1)	37.5% (3)	12.5% (1)	
ELB (Elbow)	8.8% (3)	5.9% (2)	8.8% (3)	8.8% (3)	2.9% (1)	14.7% (5)	8.8% (3)	20.6% (7)	8.8% (3)	11.8% (4)	
LRN (Land Run)	0.0% (0)	0.0% (0)	5.0% (1)	0.0% (0)	20.0% (4)	15.0% (3)	0.0% (0)	20.0% (4)	15.0% (3)	25.0% (5)	
MDT (Minimum Distance)	10.3% (3)	3.4% (1)	0.0% (0)	6.9% (2)	27.6% (8)	6.9% (2)	6.9% (2)	10.3% (3)	17.2% (5)	10.3% (3)	
SFL (Shortest Flight)	0.0% (0)	25.0% (1)	0.0% (0)	25.0% (1)	0.0% (0)	0.0% (0)	25.0% (1)	25.0% (1)	0.0% (0)	0.0% (0)	
MDD (Minimum Distance Double Drop)	2.4% (1)	7.3% (3)	7.3% (3)	9.8% (4)	14.6% (6)	12.2% (5)	7.3% (3)	19.5% (8)	9.8% (4)	9.8% (4)	
XDT (Maximum Distance Time)	0.0% (0)	0.0% (0)	0.0% (0)	0.0% (0)	25.0% (1)	0.0% (0)	25.0% (1)	25.0% (1)	0.0% (0)	25.0% (1)	
XDI (Maximum Distance)	8.3% (1)	0.0% (0)	0.0% (0)	0.0% (0)	16.7% (2)	25.0% (3)	16.7% (2)	0.0% (0)	16.7% (2)	16.7% (2)	
XDD (Maximum Distance Double Drop)	0.0% (0)	3.7% (1)	7.4% (2)	11.1% (3)	0.0% (0)	18.5% (5)	18.5% (5)	22.2% (6)	7.4% (2)	11.1% (3)	
ANG (Angle)	0.0% (0)	3.6% (1)	10.7% (3)	7.1% (2)	0.0% (0)	7.1% (2)	17.9% (5)	3.6% (1)	42.9% (12)	7.1% (2)	
3DT (3D Shape Task - points or destinations in the sky)	5.6% (1)	5.6% (1)	5.6% (1)	11.1% (2)	5.6% (1)	5.6% (1)	22.2% (4)	16.7% (3)	0.0% (0)	22.2% (4)	
Other (please											
	answered q										
	skipped q										

7. Please rank your LEAST FAVORITE 10 tasks in order of DISLIKE. (The one you like LEAST = 1, Most favored of the LEAST liked in the task = 10. Answer only your BOTTOM 10 choices. Please do not repeat any of your selections from the previous question in this answer.											
	1	2	3	4	5	6	7	8	9	10	
PDG (Pilot Declared Goal)	0.0% (0)	11.1% (1)	22.2% (2)	11.1% (1)	11.1% (1)	0.0% (0)	11.1% (1)	0.0% (0)	22.2% (2)	11.1% (1)	
JDG (Judge Declared Goal)	25.0% (1)	0.0% (0)	25.0% (1)	25.0% (1)	0.0% (0)	0.0% (0)	0.0% (0)	25.0% (1)	0.0% (0)	0.0% (0)	
HWZ (Hesitation Waltz)	0.0% (0)	28.6% (2)	14.3% (1)	14.3% (1)	0.0% (0)	0.0% (0)	0.0% (0)	14.3% (1)	14.3% (1)	14.3% (1)	
FIN (Fly In)	21.4% (3)	14.3% (2)	0.0% (0)	14.3% (2)	7.1% (1)	0.0% (0)	7.1% (1)	28.6% (4)	0.0% (0)	7.1% (1)	
FON (Fly On)	27.3% (3)	18.2% (2)	9.1% (1)	0.0% (0)	0.0% (0)	0.0% (0)	9.1% (1)	0.0% (0)	9.1% (1)	27.3% (3)	
HNH (Hare and Hounds)	3.6% (1)	7.1% (2)	14.3% (4)	10.7% (3)	10.7% (3)	17.9% (5)	3.6% (1)	0.0% (0)	17.9% (5)	14.3% (4)	
WSD (Watership Down)	0.0% (0)	3.7% (1)	14.8% (4)	7.4% (2)	11.1% (3)	3.7% (1)	22.2% (6)	11.1% (3)	22.2% (6)	3.7% (1)	
GBM (Gordon Bennett Memorial)	0.0% (0)	0.0% (0)	0.0% (0)	0.0% (0)	28.6% (4)	0.0% (0)	7.1% (1)	21.4% (3)	21.4% (3)	21.4% (3)	
CRT (Calculated Rate of Approach Task)	3.1% (1)	6.3% (2)	12.5% (4)	12.5% (4)	9.4% (3)	15.6% (5)	6.3% (2)	12.5% (4)	6.3% (2)	15.6% (5)	
RTA (Race to an Area)	10.0% (4)	20.0% (8)	17.5% (7)	10.0% (4)	7.5% (3)	7.5% (3)	15.0% (6)	10.0% (4)	0.0% (0)	2.5% (1)	
ELB (Elbow)	14.3% (3)	28.6% (6)	19.0% (4)	9.5% (2)	9.5% (2)	4.8% (1)	0.0% (0)	4.8% (1)	9.5% (2)	0.0% (0)	
LRN (Land Run)	5.7% (2)	8.6% (3)	14.3% (5)	14.3% (5)	8.6% (3)	8.6% (3)	20.0% (7)	2.9% (1)	11.4% (4)	5.7% (2)	
MDT (Minimum Distance)	0.0% (0)	0.0% (0)	0.0% (0)	8.3% (2)	8.3% (2)	29.2% (7)	16.7% (4)	16.7% (4)	12.5% (3)	8.3% (2)	
SFL (Shortest Flight)	4.5% (2)	11.4% (5)	11.4% (5)	22.7% (10)	20.5% (9)	13.6% (6)	6.8% (3)	2.3% (1)	6.8% (3)	0.0% (0)	
MDD (Minimum Distance Double Drop)	13.3% (2)	0.0% (0)	0.0% (0)	20.0% (3)	20.0% (3)	6.7% (1)	13.3% (2)	6.7% (1)	13.3% (2)	6.7% (1)	
XDT (Maximum Distance Time)	2.4% (1)	4.9% (2)	9.8% (4)	19.5% (8)	12.2% (5)	19.5% (8)	2.4% (1)	14.6% (6)	7.3% (3)	7.3% (3)	

XDI (Maximum Distance)	0.0% (0)	11.4% (4)	5.7% (2)	5.7% (2)	11.4% (4)	5.7% (2)	17.1% (6)	17.1% (6)	11.4% (4)	14.3% (5)	
XDD (Maximum Distance Double Drop)	0.0% (0)	17.6% (3)	5.9% (1)	0.0% (0)	5.9% (1)	11.8% (2)	23.5% (4)	11.8% (2)	5.9% (1)	17.6% (3)	
ANG (Angle)	10.3% (3)	31.0% (9)	13.8% (4)	0.0% (0)	3.4% (1)	6.9% (2)	3.4% (1)	6.9% (2)	6.9% (2)	17.2% (5)	
3DT (3D Shape Task - points or destinations in the sky)	72.5% (29)	2.5% (1)	5.0% (2)	2.5% (1)	5.0% (2)	2.5% (1)	2.5% (1)	5.0% (2)	0.0% (0)	2.5% (1)	
Other (please											
	answered q										
	skipped q										

8. What tasks require the greatest skill? Please rate each task for "flying skill" (use the numbered columns where 1 = highest skill and 4=lowest skill), AND "thinking /decision making skill (use the lettered columns, where 'A' = highest skill and 'D' = lowest skill). (Please put only two checks in each row, one check for a number answer plus one check for a letter answer.)									
	1	2	3	4	A	B	C	D	Response Count
PDG (Pilot Declared Goal)	30.6% (15)	36.7% (18)	16.3% (8)	8.2% (4)	40.8% (20)	40.8% (20)	8.2% (4)	6.1% (3)	49
JDG (Judge Declared Goal)	24.4% (11)	44.4% (20)	26.7% (12)	2.2% (1)	4.4% (2)	17.8% (8)	37.8% (17)	37.8% (17)	45
HWZ (Hesitation Waltz)	10.9% (5)	45.7% (21)	23.9% (11)	13.0% (6)	4.3% (2)	26.1% (12)	47.8% (22)	15.2% (7)	46
FIN (Fly In)	28.9% (13)	37.8% (17)	26.7% (12)	4.4% (2)	24.4% (11)	35.6% (16)	28.9% (13)	8.9% (4)	45
FON (Fly On)	34.0% (16)	38.3% (18)	19.1% (9)	4.3% (2)	44.7% (21)	29.8% (14)	17.0% (8)	2.1% (1)	47
HNH (Hare and Hounds)	16.3% (7)	20.9% (9)	30.2% (13)	32.6% (14)	9.3% (4)	4.7% (2)	30.2% (13)	51.2% (22)	43
WSD (Watership Down)	12.2% (5)	39.0% (16)	36.6% (15)	12.2% (5)	14.6% (6)	43.9% (18)	24.4% (10)	14.6% (6)	41
GBM (Gordon Bennett Memorial)	37.8% (17)	35.6% (16)	17.8% (8)	0.0% (0)	13.3% (6)	48.9% (22)	24.4% (11)	6.7% (3)	45
CRT (Calculated Rate of Approach Task)	33.3% (17)	37.3% (19)	9.8% (5)	2.0% (1)	51.0% (26)	33.3% (17)	9.8% (5)	2.0% (1)	51
RTA (Race to an Area)	2.5% (1)	47.5% (19)	37.5% (15)	10.0% (4)	7.5% (3)	37.5% (15)	42.5% (17)	10.0% (4)	40

ELB (Elbow)	34.7% (17)	38.8% (19)	8.2% (4)	6.1% (3)	44.9% (22)	34.7% (17)	12.2% (6)	4.1% (2)	49
LRN (Land Run)	17.8% (8)	35.6% (16)	31.1% (14)	6.7% (3)	33.3% (15)	40.0% (18)	13.3% (6)	8.9% (4)	45
MDT (Minimum Distance)	23.9% (11)	37.0% (17)	21.7% (10)	13.0% (6)	8.7% (4)	19.6% (9)	39.1% (18)	26.1% (12)	46
SFL (Shortest Flight)	2.5% (1)	35.0% (14)	30.0% (12)	25.0% (10)	5.0% (2)	30.0% (12)	45.0% (18)	20.0% (8)	40
MDD (Minimum Distance Double Drop)	36.4% (16)	38.6% (17)	20.5% (9)	0.0% (0)	11.4% (5)	43.2% (19)	36.4% (16)	4.5% (2)	44
XDT (Maximum Distance Time)	7.3% (3)	39.0% (16)	39.0% (16)	9.8% (4)	12.2% (5)	19.5% (8)	41.5% (17)	19.5% (8)	41
XDI (Maximum Distance)	4.8% (2)	45.2% (19)	28.6% (12)	19.0% (8)	4.8% (2)	21.4% (9)	45.2% (19)	21.4% (9)	42
XDD (Maximum Distance Double Drop)	21.7% (10)	45.7% (21)	30.4% (14)	0.0% (0)	10.9% (5)	47.8% (22)	28.3% (13)	4.3% (2)	46
ANG (Angle)	26.1% (12)	34.8% (16)	21.7% (10)	15.2% (7)	34.8% (16)	26.1% (12)	21.7% (10)	6.5% (3)	46
3DT (3D Shape Task - points or destinations in the sky)	51.0% (25)	18.4% (9)	12.2% (6)	10.2% (5)	46.9% (23)	22.4% (11)	8.2% (4)	16.3% (8)	49
Feel free to comment on which skills you believe are of most value and why.									11
	<i>answered question</i>								55
	<i>skipped question</i>								8

9. IF ANY, which of the following tasks would you like to eliminate from the choice of tasks used in CAT 1 events? (You may choose to not to make any selections or you may select more than 1.)			
		Response Percent	Response Count
PDG (Pilot Declared Goal)		2.0%	1
JDG (Judge Declared Goal)		4.0%	2
HWZ (Hesitation Waltz)		2.0%	1
FIN (Fly In)		8.0%	4
FON (Fly On)		6.0%	3
HNH (Hare and Hounds)		26.0%	13
WSD (Watership Down)		16.0%	8
GBM (Gordon Bennett Memorial)		4.0%	2
CRT (Calculated Rate of Approach Task)		12.0%	6
RTA (Race to an Area)		22.0%	11
ELB (Elbow)		20.0%	10
LRN (Land Run)		16.0%	8
MDT (Minimum Distance)		4.0%	2
SFL (Shortest Flight)		20.0%	10
MDD (Minimum Distance Double Drop)		4.0%	2
XDT (Maximum Distance Time)		22.0%	11
XDI (Maximum Distance)		2.0%	1
XDD (Maximum Distance Double Drop)		4.0%	2
ANG (Angle)		20.0%	10
3DT (3D Shape Task - points or destinations in the sky)		52.0%	26
Other (please specify)			10
		answered question	50
		skipped question	13

10. Do you know of a location / city that would be interested in hosting a CAT1 event? Please give the location and country and a contact person (with email address & telephone number).		
		Response Count
		14
	<i>answered question</i>	14
	<i>skipped question</i>	49